


CANADIAN PONY CLUB



D1 LEVEL WRITTEN/ORAL FALL 2006

References: MH Manual of Horsemanship – 12th Edition (2002)
US D USPC Manual of Horsemanship D Level

Total Marks 40 Pass 26 (65%)

Part 1 Multiple Choice

5 MARKS

Circle the Best Answer

1. Two good feeds for a horse are
 - a) oats and straw
 - b) oats and hay
 - c) wheat and strawMH 162-170 USD 185

2. The farrier should trim your pony:
 - a) every 12 weeks
 - b) every 6 weeks
 - c) every 6 monthsMH 355 USD 206

3. Three breeds of horses are:
 - a) Thoroughbred, Arabian, Morgan
 - b) Welsh, Shetland, Percheron
 - c) Bay, Arabian, PintoMH 392 USD 240-1

4. Three face markings are:
 - a) star, stripe, blaze
 - b) star, stocking, snip
 - c) stripe, star, sockMH 394-5 USD 233

5. These are all reasons to groom EXCEPT:
 - a) to promote circulation of the blood
 - b) to avoid going home from the barn
 - c) to check a pony for injuries or skin problemsUSD 168

Part 2 True or False

5 MARKS

- T or F 1. You need water, a sponge or cloth and saddle soap to clean your tack. MH 332 USD 256
- T or F 2. A pony at grass should be checked once a week. MH 140 USD 160
- T or F 3. A piebald pony is golden with a white mane and tail. MH 394 USD 233
- T or F 4. A young female (girl) horse is called a colt. MH 402 USD 235
- T or F 5. A pony measures 14.2 hh (horse hands) or less. MH 400 USD 235

Part 3 Short Answer

10 MARKS

- 1. What are three rules of good feeding ? [3 marks] MH 158 USD 192-3
 - a) _____
 - b) _____
 - c) _____
- 2. Name 2 grains suitable for horses. [2 marks] MH 163-164
 - a) _____
 - b) _____
- 3. Name two brushes used to groom a pony. [2 marks] MH 200 USD 169-170
 - a) _____
 - b) _____

4. When you ride, what position should the stirrup bars be in? [1 mark] USD 261

5. Name a good bedding. [1 mark]

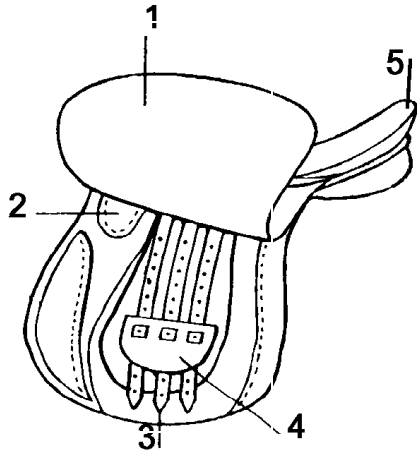
MH 134-6

6. What is the colour of a pony brown with black points? [1 mark] MH 393 USD 232

Part 4 Label the parts of the Saddle.

5 MARKS

USD 248

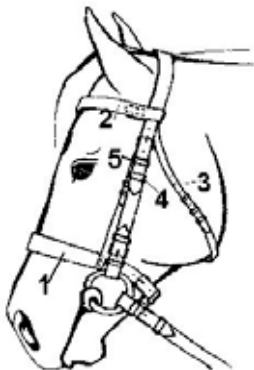


- 1. _____
- 2. _____
- 3. _____
- 4. _____
- 5. _____

Part 5 Label the parts of the Bridle.

5 MARKS

USD 249, 261-2



- 1. _____
- 2. _____
- 3. _____
- 4. _____
- 5. _____

Part 6 Label the parts of the Horse.

USD pg 231 & Back of Cover MH

10 MARKS

1. _____

6. _____

2. _____

7. _____

3. _____

8. _____

4. _____

9. _____

5. _____

10. _____

