
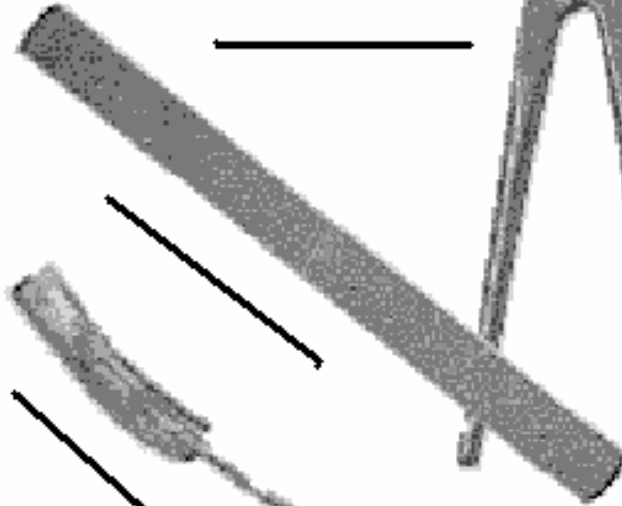




Note: There is no matching "Teacher" worksheet with the answers. My husband teaches this class and he know the answers, so I just never got around to making one... Val Kozlowski

Name _____

Farrier Tools



Buffer - The buffer is used to remove the end of the clenched nail, (turned over end of nail).

Clenches - The clenches are used to press or bend the end of the nail over so the horse shoe nail will not fall out.

Drawing Knife - The drawing knife is used to remove ragged pieces from the sole and frog, to clean the underside of hoof and to make an indent for horse shoe clip.

Shoeing Hammer - Used to hammer the horse shoe nails, also to tap the buffer to remove the clenches.

Hoofcutter - The hoofcutter is used to remove excess hoof.

Pincers - Pincers are used to remove the old shoes, when removing the old shoes you would start on the outside and work inwards.

Pritchel - The Pritchel is used to help remove nails and to sometimes widen the nail hole slots in the shoe.

Rasp - The Rasp is used to finish the hoof by removing any jagged areas and to produce a nice even shape.

Anvil - Used to shape horse shoe so as to fit your horse.

Hoof Stand - Holder onto which the horse's hoof is rested.

Hoof Boot - Can be used in place of a shoe while waiting for farrier

Types of Horseshoes



Healthy Hooves



Unhealthy Hooves

