







Name\_\_\_\_\_

Date:\_\_\_\_\_

# Steps in Loading a Horse

USPC D Manual p 224-227

1)	
2)	
3)	
4)	
5)	
6)	

# Loading a Horse - Question Sheet

- 1) Every horse trailer has a ramp? True or False
- 2) Why should the front exit door be open before loading?  
\_\_\_\_\_
- 3) Every horse trailer has a front exit door? True or False
- 4) What changes in the loading steps if there is no front exit door?  
\_\_\_\_\_
- 5) What changes in the loading steps if you are loading a horse by yourself?  
\_\_\_\_\_
- 6) Is it okay to tie your horse while the butt bar and back door are open?  
\_\_\_\_\_
- 7) Why? \_\_\_\_\_
- 8) Is it okay to travel with the horse saddled or bridled? \_\_\_\_\_
- 9) Why? \_\_\_\_\_
- 10) The trailer should be on \_\_\_\_\_ ground before loading a horse.
- 11) On what side of the trailer should the horse be if traveling alone in a double trailer? \_\_\_\_\_
- 12) Why? \_\_\_\_\_
- 13) Why give the horse hay or feed while traveling in the trailer?  
\_\_\_\_\_
- 14) What is the single most important thing to remember in all these steps?  
\_\_\_\_\_

Name\_\_\_\_\_

Date:\_\_\_\_\_

# Steps for UNloading a Horse

USPC D Manual p 224-227

1)



2)



3)



4)



5)



# Unloading a Horse - Question Sheet

- 1) Is it okay to lower the butt bar and open the ramp BEFORE untying your horse? \_\_\_\_\_
- 2) Why? \_\_\_\_\_

## Sample Trailers



Single



Stock



Luxury



## Hitches:



Bumper Pull Hitch



Goose Neck