

Canadian Pony Club Western Ontario Region



REGIONAL D RALLY RULES

Abstract

Rules specific to 'D' Rally run within Western Ontario Region. **These rules are to be used for ABC Rally when it is held in conjunction with D Rally and held in 1 day.
Revised May 2024 (Proposed Changes).



CANADIAN PONY CLUB

WESTERN ONTARIO REGION

REGIONAL D RALLY RULES

2024

Loyalty

Character

Sportsmanship

TABLE OF CONTENTS

Introduction	4
Form and Divisions of Competition	4
Eligibility	4
The Competitor.....	4
The Mount	5
Team HORSEMANSHIP.....	6
Examples of the Duties of the Captain	6
Examples of the Duties of the Groom	7
Club Representatives	8
Judging and Inquiries	8
Ground Jury	8
Dressage Judge	8
Technical Delegate.....	9
Stable Management (Team Horsemanship Judges).....	9
Dress.....	9
Protective Equipment Policy	9
Dress for Turnout and Dressage	10
Dress for Stadium Jumping.....	10
Dress for Cross Country	11
Tack and Saddlery	11
Tack for Turnout and Dressage	11
Tack for Warm-up.....	11
Tack for Stadium Jumping	11
Tack for Cross Country.....	11
Tack Check.....	12
Warm-Up.....	12
Warm-up Supervisor’s Responsibilities	13



CANADIAN PONY CLUB

WESTERN ONTARIO REGION

REGIONAL D RALLY RULES

2024

Loyalty	Character	Sportsmanship
Veterinary Inspection.....		13
blood on horse		14
Personal Conduct		14
Elimination		14
Authorized and Unauthorized Assistance.....		15
Examples of Unauthorized assistance		16
Examples of Authorized Assistance		16
Dressage Tests		17
Stadium and Cross Country speeds, Distances and Jump Dimensions		17
Jumping Courses		18
Description of Cross-Country Courses		18
Walking Stadium and Cross Country courses, Posting Maps		18
Scoring.....		19
Late Penalties.....		19
Dressage Scoring.....		20
Stadium Jumping Scoring		20
Cross Country Scoring.....		20
Ties.....		20
Scoring of Unmounted Competition		21
Presentations		22
Mounted Competition		22
Additional Awards:		22
Colour Parade		23
Points for Annual Regional Award		23
General Information (Tips).....		24
Attachment 1 – Figure 1 - Permitted Bits for Turnout and Dressage.....		24
Not Permitted Bits.....		25
Attachment 1- Figure 2 – Permitted Bridles for Turnout and Dressage.....		26



CANADIAN PONY CLUB

WESTERN ONTARIO REGION

REGIONAL D RALLY RULES

2024

Loyalty	Character	Sportsmanship
Attachment 2 – Directions for Cross Country Judges		27
Refusal		28
Run-out		28
Circle		28
Falls		32
Judging at Multiple Obstacles.....		32
Judging at Combination Obstacles		32
Unauthorized Assistance		32
Permitted Assistance		33
Stopping Competitors on Course:		33
Competitor in Difficulty		33
Delaying Finish		33
What to have on the day of Rally?.....		34
Forms		34
Ribbons		35
Canadian Pony Club Acceptance of Risk Form for Rallies.....		36



CANADIAN PONY CLUB

WESTERN ONTARIO REGION

REGIONAL D RALLY RULES

2024

Loyalty

Character

Sportsmanship

INTRODUCTION

The Rally shall be run using the current Canadian Pony Club National Rally Rules except where otherwise stated in these rules. D Rally Rules are not the same as C Rally Rules. D Rally Rules are generally more lenient and designed to take into consideration the riders' age and experience.

FORM AND DIVISIONS OF COMPETITION

The *mounted* competition shall consist of Dressage, Cross Country (Phase D only) and Stadium Jumping.

The unmounted (Stable management) competition shall consist of Turn Out, Tack Check, Volunteer Participation, trailer area and horse care & Cool Out scores.

Competitors will be divided into "D", "D Open", "D1", "D1 Open", "D2" & "D2 open" divisions. The divisions are designed so riders who are not comfortable competing at their test level may compete one level below – D1's may compete in D Open, D2's may compete in D1 open, C Level riders are in Entry, C1 ride in Pre-Training and C2 & above ride in Training. C Level and above may ride one division lower.

Teams are to consist of 4 riders, 3 grooms and one non-riding Captain. Teams may be made from different clubs and different levels. All competitors, including Grooms must be D tested. One untested E member may be assigned as a Groom in Training per team under DC recommendation of their ability and maturity to attend the event (they do not count towards the scoring of the unmounted Stable management competition).

Each team must have a dedicated coach who is not designated as a parent/volunteer.

ELIGIBILITY

THE COMPETITOR

All competitors shall be members of a Recognized Branch of this Region and be in good standing (current fees paid). Competitors shall have attended at least 60% of the educational activities in their branch over the past 12 months or since joining Pony Club (whichever is the shorter time) unless the District Commissioner can certify that prolonged illness or educational commitments (normally attending a school in another city) have made this impossible. Entries from other Regions (including the U.S. Pony Club) will be accepted only following invitation from the Rally Committee.

The District Commissioner upon signing the entry is certifying that in his/her opinion the rider is capable of competing safely and is entered at the proper grade level. A Certified Coach or official must also confirm or provide proof that the rider has at minimum schooled at the level they are entering. A rider may not compete above their test level.



CANADIAN PONY CLUB

WESTERN ONTARIO REGION

REGIONAL D RALLY RULES

2024

Loyalty	Character	Sportsmanship
i)	No schooling permitted over the cross-country courses by the competitors during the 2 weeks prior to the event or after the Organized Schooling Clinic whichever is closest to the competition date.	
ii)	Starting in 2023 all riders who wish to compete at C Level or higher must have attended Rally as a groom/non-riding Captain at some point prior to riding .	
iii)	Starting in 2022 all new Pony Clubbers who wish to ride at ABC/D Rally must attend as a groom/non-riding Captain at least once prior to riding.	
iv)	Starting in 2023, NEW clubs and/or NEW Riding Centres, and clubs and/or Riding Centres that have had greater than a 60% turn-over rate of new members in the year of the event, may choose to split their groom assignments over a consecutive two-year period. The responsibility to maintain accurate records of members participation shall rest with the branch DC or RCA and may be checked by the Regional Rally Chair and WOR Executive as needed.	
v)	Any member wishing to qualify for a National or Zone Rally competition as a rider or a groom must have groomed at a Regional Rally event at least once.	

Hors concours entries are welcome and encouraged at all levels. However, no competitor may ride hors concours at a level above their current test level.

THE MOUNT

No stallions may be ridden at Rally.

All mounts competing at Rally shall be at least 5 years of age. A mount's age is determined by assuming that it was born on January 1 of the year in which it was foaled. For example, a mount foaled at any time in 2004 is eligible for the 2009 Rally. Aged mounts (18+), at the discretion of the attending veterinarian, may be subject to additional veterinary inspections pre and post show jump and/or pre and post cross-country phase. This is to ensure their recovery status and fitness to compete is in the best interest of equine welfare.

No mount may be ridden more than once in any phase of the competition (no sharing of mounts).

The same mount shall be ridden by the same rider throughout all phases.

Pony Club does not condone the use of any drugs other than as medication for specific ailments Current Equestrian Canada Drug & Medication rules shall apply. This does not apply when drugs have been administered by or at the direction of a veterinarian in attendance at the Rally to relieve an injury suffered at or in connection to the Rally. Any use of non banned equine drugs requires a vet's certificate.

All horse/rider combinations must have at least schooled on a Cross Country Course prior to attending the Rally at their appropriate level.



CANADIAN PONY CLUB

WESTERN ONTARIO REGION

REGIONAL D RALLY RULES

2024

Loyalty

Character

Sportsmanship

The District Commissioner upon signing the entry is certifying that the mount is eligible based on the above criteria. Substitutions must be justified and certified by the District Commissioner.

TEAM HORSEMANSHIP

Team Horsemanship (includes Stable Management), is a competition geared toward promoting support of individual mounted competitors in the interest of rider safety, fostering knowledgeable horsemanship and team camaraderie. The intent is to recognize and reward the hard work put in by the support teams each club fields to enable each horse & rider partnership to perform and compete at their very best. It is also intended to provide an avenue for encouraging the participation of young future D Rally competitors in Rally, and to remain consistent with the directives of the CPC Rules for National & Regional Rallies (2012) section 11.8. It should be a chance for senior members to share their knowledge with junior members to ensure horse and participant safety.

Each team will be comprised of one non-riding Captain and *three grooms comprising its entry in the Horsemanship competition (possible additional grooms 'in-training' may be added at the discretion of the club DC or Riding Centre Administrator (RCA), however these members will not earn points toward team results)*. Scrambled teams are allowed. Scrambled/combined teams are encouraged for smaller clubs or clubs with fewer senior members. The Captain will be a senior Pony Clubber who is at least D2 tested and who knows the Rally Rules and can present queries to the Ground Jury (mature D1's may be accepted with DC recommendation). The Captain should know the strengths and weaknesses of each rider. Captains may be from other clubs or RC's if no other club/RC competitors meet the criteria.

For insurance purposes only Pony Clubbers may mount on the site.

In extenuating circumstances, the Committee may allow "adult helpers". "Adult helpers" must wear a numbered bib and apply to the Rally Chair. Using "adult helpers" may not reduce the number of volunteers contributed to run the Rally. We do not recommend a parent as an "adult helper" to their own child.

Duties of a Captain and Helpers are for reference only.

EXAMPLES OF THE DUTIES OF THE CAPTAIN

- Organize grooms and riders prior to Rally with club rep's assistance.
- Give your club rep a list of which grooms are with each rider.
- Organize, but not supply spare tack and supplies.
- Arrive early at Rally, **before your competitors**.
- Obtain and distribute riders' schedules and bibs from club rep or RCA.
- Discuss general plans for the day with riders and grooms.



CANADIAN PONY CLUB

WESTERN ONTARIO REGION

REGIONAL D RALLY RULES

2024

Loyalty

Character

Sportsmanship

- Tape one copy of the rider's schedules to a trailer as a quick source of reference for all. (Write on it "Do Not Remove") or create a large Bristol board schedule for easy reference.
- Assist grooms when necessary including Grooms in Training.
- Discuss courses, rules, regulations and scoring as questions arise.
- Present queries and complaints to the Ground Jury.
- Constantly refer to rider's schedules and time frames to ensure grooms move competitors from one phase to the next as smoothly as possible.
- Ensure riders understand optimum time and speed fault time.
- Remain visible to your riders and grooms.
- Set your priorities and location to be the most effective.
- Check accuracy of scoreboard particularly for younger riders.
- Remain cheerful and encouraging at all times.
- Ensure the trailer has all supplies required for a day of showing
- Ensure horse/trailer area is kept neat, clean, and mucked.

EXAMPLES OF THE DUTIES OF THE GROOM

- Before Rally Day discuss plans with your rider and their parent. Example: arrival time & supplies including shovel, fork and manure carrier. Learn the horse's good & bad habits, bandaging, concerns etc.
- As soon as you arrive at Rally FIND YOUR ASSIGNED RIDER and remain with them as much as possible for the entire Rally (until the official close after award ceremonies).
- **Check for announcements** for delays etc.
- Constantly refer to riders' schedule and discuss problems with Captain.
- Assist rider to groom, tack up, check clothing, cool out, warm-up, walk mounts, get medical aid, give water and hay, help clean up manure & straw (transport to barn pile).
- Grooms may walk the courses if their schedules permit.
- Remember tack check prior to entering warm-up before each riding phase.
- Remember vet check 10 minutes after rider finishes cross country. Stay in the cooling off area until dismissed by the vet.
- Encourage your rider with a pleasant, willing attitude.



CANADIAN PONY CLUB

WESTERN ONTARIO REGION

REGIONAL D RALLY RULES

2024

Loyalty

Character

Sportsmanship

- Grooms in Training are to assist Grooms and/or the Captain but are not to be left solely in charge of horses. They should be given suitable duties based on their experience and should have the opportunity to learn all that is expected of the Grooms, Captain and Riders for educational experience.
- Grooms in Training are not to participate in the scored cool-out other than assisting with transferring and organizing tack and filling water buckets.

CLUB REPRESENTATIVES

Each branch must have an adult representative (e.g., branch rally rep, RCA or their designate) report to the clubhouse immediately upon arrival on the morning of competition to collect their club packet containing competitors' numbers, schedules, and volunteer sheets. It is the club representatives' responsibility to inform the Rally Committee in writing of any changes e.g., scratches, name changes, presence of volunteers etc.

JUDGING AND INQUIRIES

GROUND JURY

The Ground Jury shall consist of the Rally Chair and two additional members to be chosen from: the chief scorer, technical delegate, dressage or stadium judge(s) (*consider if they will be onsite for the full competition), Regional Chairperson, or a member of the Rally Committee. The Regional Rally Chair shall act as the President of the Ground Jury. An alternate shall be elected if an inquiry involves a Jury member's child. The Ground Jury shall enforce Rally Rules as well as local rules and regulations.

All inquiries, or protests are to be made ONLY by Captains or District Commissioners (or appointed substitute) and are to be presented to the President of the Ground Jury. No fee is involved. These may be in writing if the Captain prefers. Presentations to the Ground Jury must not be unduly delayed or they will not be heard.

At any hearing which may result in elimination or special penalties, the competitor, Captain, and District Commissioner involved shall have the right to attend.

DRESSAGE JUDGE

All competitors in any one division shall have the same Dressage judge to ensure a fair comparison of scores.



CANADIAN PONY CLUB

WESTERN ONTARIO REGION

REGIONAL D RALLY RULES

2024

Loyalty

Character

Sportsmanship

TECHNICAL DELEGATE

The Technical Delegate (TD) shall be appointed by and be responsible to the Organizing Committee. The TD shall see that all jumping courses meet required standards and are suitable to the level of competition. They will also inspect the DR rings and all warmup areas. The TD may alter time and pace or otherwise modify courses if warranted due to weather conditions or terrain. The TD supervises all technical aspects of the Rally including timing and scoring and must be a recognized Equestrian Canada Technical Delegate or approved CPC TD.

STABLE MANAGEMENT (TEAM HORSEMANSHIP JUDGES)

The Stable Management (SM) panel shall consist of 2-4 member judges with background experience as CPC examiners, coaches, judges, instructors, and/or CPC graduates, drawn from the Western Ontario Region or other Regions of CPC. Inquiries or protests of SM competition decisions are to be presented by Team Captains or DCs (or their appointed representative) to the Senior member of the judging committee.

VETERINARY, FARRIER & MEDICAL

A veterinarian shall be present during the Rally.

A trained paramedic or other qualified EMS person shall be present with their standard equipment at all times.

Medical, veterinary and farrier expenses will be the responsibility of the individual involved.

DRESS

PROTECTIVE EQUIPMENT POLICY

IMPORTANT: PARENTS & COMPETITORS READ THIS!

All riders must wear a certified helmet with the chin strap fastened at all times while mounted. Failure to do so will result in ELIMINATION. See National Rally Rules.

Current Equestrian Canada approved protective cross-country vests must be worn for the Cross-Country test. See National CPC General Rules. Vests must be appropriately labelled. Protective vests may be worn in the Stadium test and Dressage Test.

The Canadian Pony Club makes no representation or warranty, express or implied about any protective gear. Death or serious injury may result despite wearing such protective gear, as horseback riding involves an inherent dangerous risk and no protective gear can protect against all injuries, foreseeable or unforeseeable. The parent or guardian of any pony club rider is responsible to determine that the appropriate protective gear is worn and such gear is current, properly fitted and in good condition as



CANADIAN PONY CLUB

WESTERN ONTARIO REGION

REGIONAL D RALLY RULES

2024

Loyalty

Character

Sportsmanship

Canadian Pony Club Inc., its regions, branches, committees or activity organizers are not responsible for checking protective gear worn by pony club riders.

Helmets are not to be removed for the salute in the dressage and stadium jumping phases. If they do so they will be ELIMINATED.

If a competitor's harness comes undone at any time while mounted, he or she shall not proceed until it is refastened under penalty of ELIMINATION. The time taken to refasten the harness may result in time penalties during cross country or stadium jumping or a poor mark in the dressage movement in which it occurs, but there shall be no other penalty provided the harness is refastened at once.

Handing a competitor their helmet while they are unmounted is not considered unauthorized assistance, nor will dismounting to recover a fallen helmet be interpreted as a fall or dismount.

Boots (Field or Paddock with Jodhpur Straps) with a heel must be worn at all times when mounted. Full chaps are not allowed. Half chaps may be worn.

When riding, hair should be worn in a neat manner (up or in a net) so that long hair does not hide the competitor's number, which should always be clearly visible.

If worn, Medical armbands must be on the left upper arm and must be securely attached and visible at all times.

DRESS FOR TURNOUT AND DRESSAGE

See * **TURNOUT CHECKLIST** * posted to WOR Website under **DOWNLOADS**

Correct showing attire shall be worn. Refer to National Rally rules. A Pony Club pin with yellow disk should be worn on the left breast and a Pony Club crest on the upper left jacket sleeve. The competitors numbered bib should be worn over the jacket.

Refer to National Rally rules.

Spurs are optional. *Please refer to National Rally Rules for details.*

Spurs are to be carried to Turnout, not worn.

The Ground Jury may excuse riding jackets in Dressage and Stadium Jumping if justified by weather conditions. An announcement will be made; otherwise, they are required as laid out in the dress rules.

DRESS FOR STADIUM JUMPING

Attire is the same as for Turnout and Dressage

Spurs are optional. Refer to National Rally Rules.

Whips are optional. Refer to National Rally rules.



CANADIAN PONY CLUB

WESTERN ONTARIO REGION

REGIONAL D RALLY RULES

2024

Loyalty

Character

Sportsmanship

DRESS FOR CROSS COUNTRY

Please refer to current National Pony Club – General Rules. Full chaps may not be worn. Half chaps may be worn. Competitor's numbered bib must be visible.

Body Protectors must be worn for warm-up and Cross-Country test. Refer to National Rally rules.

Spurs are optional. Refer to National Rally rules

Whips are optional. Refer to National Rally rules.

Riders are allowed to wear stopwatches on cross country at D1 (Pre-entry) level and above.

TACK AND SADDLERY

TACK FOR TURNOUT AND DRESSAGE

An English saddle is compulsory for all phases. Horses or ponies SHOULD NOT be braided. See TURNOUT CHECKLIST *posted on WOR website under DOWNLOADS.*

A snaffle of metal, leather, rubber or plastic material is required. See ATTACHMENT 1 FIGURE 1 FOR PERMITTED BITS. *Unless otherwise specified, Equestrian Canada- Section D rules apply.*

An ordinary cavesson noseband, dropped noseband, crossed noseband (also known as a Figure 8, Grackle or Mexican noseband), or flash noseband may be used but must be made entirely of leather. No martingales, no over-checks. See ATTACHMENT 1 FIGURE 2 FOR PERMITTED BRIDLES.

For all other tack refer to National Rally rules.

TACK FOR WARM-UP

Refer to Exercise areas in current Equestrian Canada – Section D rules.

Riders changing tack will be required to go through tack check twice for that phase.

TACK FOR STADIUM JUMPING

Tack and saddlery is the same as for Cross Country. For all other tack refer to National Rally rules.

TACK FOR CROSS COUNTRY

Blinkers, hoods, wire, or triangular snaffles, double (full) bridles, and over-checks are forbidden.

Gags, hackamores, pelhams, kimberwick, and twisted snaffles are allowed. Stirrup leathers and irons may not be attached to the girth, nor may the foot be attached to the stirrup in any way.

Bit converters are permitted on pelhams.



CANADIAN PONY CLUB

WESTERN ONTARIO REGION

REGIONAL D RALLY RULES

2024

Loyalty

Character

Sportsmanship

Cruppers are permitted.

For all other tack refer to current Equestrian Canada – Section D rules.

TACK CHECK

There will be formal tack checks prior to EACH and EVERY riding phase.

Do not confuse Turnout and Tack Check before dressage...they are separate.

Tack will be checked thoroughly for broken stitching, dryness, splits and cracks, missing or broken parts.

Tack will be checked for suitability to mount e.g., size and length. Tack check personnel may assist to adjust tension of girths etc. For the comfort of your mount, it is recommended to present your mount with the girth one to two holes down from its mounting/riding position. After inspection, adjust the girth to its correct tension for mounting and re-check tension once mounted.

Competitors must walk their mounts in hand to tack check, not ride.

Tack check must be completed **BEFORE** a rider enters WARM-UP.

The rider is responsible to use only tack *and to present in attire* which conforms to the rules. For example, if Tack Check misses an illegal bit or if a bit is changed between tack check and start, and an official catches the infraction at any stage, the penalty will be ELIMINATION from that phase.

WARM-UP

The Committee will provide warm-up areas for dressage, stadium, and cross country. Consideration must be given to allow D's and D2's enough space to properly prepare for their level of competition.

See "Tack for Warm-up" for restrictions.

Competitors shall not warm up within 20 meters of the dressage rings on penalty of ELIMINATION.

Jumping rules for stadium and cross country refer to National Rally Rules.

Competitors must report to tack check prior to entering warm-up before each riding phase.

Competitors will enter warm-up only after reporting to the warm-up supervisor. Times will be recorded and compared with tack check records.

Competitors must comply with standard warm-up ring etiquette including:

- Horses or ponies pass left shoulder to left shoulder
- The faster gait is to be given the outside track
- All circles, changes of direction etc. to be called in a clear, loud voice that can be heard by all competitors in the warm-up ring



CANADIAN PONY CLUB

WESTERN ONTARIO REGION

REGIONAL D RALLY RULES

2024

Loyalty

Character

Sportsmanship

- Warm-up ring is not to be used for cooling out or exercising of mounts while others are preparing for competition
- Maintain a minimum of two horse lengths between mounts, and
- Give appropriate space to fellow competitors who may be experiencing difficulties with mounts while in warm-up.

Falls that occur in the warm-up ring are not penalized **but the rider must be cleared by the medical personnel prior to remounting.**

WARM-UP SUPERVISOR'S RESPONSIBILITIES

All riders must report to the supervisor prior to entering warm-up. Entry into warm-up is based on the order of go. Record and log times when riders confirm they have passed each phase's tack check. Ensure no overcrowding, no lunging, no excessive speed, and that jumps are of the appropriate height for the division and properly flagged.

One warning for improper conduct may be issued by the supervisor; a second infraction may result in ELIMINATION. It is the rider's responsibility to report to his/her start time. Only Captains, Branch/RC Designated Coaches, and Grooms are permitted to assist or coach. No excessive coaching or moving jumps as to interfere with another competitor's warm-up is permitted.

Reminder - All jumping must be done with red flags on the right. The penalty for jumping in the wrong direction is immediate ELIMINATION.

IMMEDIATELY UPON COMPLETION OF CROSS COUNTRY

Each club's designated stable management teams shall meet each of their riders returning from cross country to see to the needs of the mount, implement adequate cool out protocol, assist rider in presentation to Veterinarian for inspection, and assist in implementing any directives from Veterinary staff as specified below under VETERINARY INSPECTION.

See COOL OUT RUBRIC posted to WOR website under DOWNLOADS

VETERINARY INSPECTION

There will be a formal Vet Inspection 10 minutes after a rider finishes Cross Country. Mounts remain in the cooling off area. Failure to report within 20 minutes *will result in penalties to the stable management team and may result in 25 Late Penalties to the mounted competitor.* Failure to report by 25 min. or follow the Vet's instructions may result in ELIMINATION.

There may be informal vet inspections prior to stadium and cross country. For the safety and welfare of our valued mounts, any mount aged 18+ and/or any mounts that are deemed to require additional observation by the attending veterinarian may be requested to have additional vet inspections (not marked) prior to or post stadium and cross country.



CANADIAN PONY CLUB

WESTERN ONTARIO REGION

REGIONAL D RALLY RULES

2024

Loyalty

Character

Sportsmanship

BLOOD ON HORSE

Any blood noticed on a horse must be reviewed on a case-by-case basis by the attending veterinarian and the Ground Jury. Not all cases of blood will lead to elimination. Refer to Equestrian Canada Rules Section D Eventing, p. 12, Article D112 Abuse of Horse, Item 6.

All concerns MUST be reported immediately to the veterinarian.

PERSONAL CONDUCT

Competitors may be ELIMINATED for *inappropriate* conduct including poor sportsmanship, being disrespectful of officials, dangerous riding, mistreating their mount or riding a sick, lame, or exhausted horse.

Parents will abide by the CPC Parental Code of Conduct. Riders, captains, grooms and adults may be suspended from attending current or future Rallies for conduct unbecoming to Pony Club. Incidents of misconduct or maltreatment to any person in attendance will be addressed per CPC Safe Sport Policy.

Please do not bring dogs. If you must, provide shade, water, and keep them secured at all times away from horses. Horses often strike out or shy from strange dogs. This results in unnecessary injuries.

We are guests! Please see that the venue, stable and parking areas are kept clean. Pick up your garbage. Bring bedding, hay, shovels, forks, and carrier to deposit manure in the pile beside the barn. Dirty shavings may NOT be left in the facilities manure pile and must be taken home.

Possession of alcoholic beverages or controlled drugs, including the parking area, by competitors, assistants, or adults on the premises is basis for ELIMINATION of the branches or individuals involved.

After any fall, anywhere on the grounds, the rider **must** report to the medical personnel and get their clearance to continue.

ELIMINATION

Competitors who are eliminated due to fall of the horse or horse and rider will not be permitted to continue in the competition.

Competitors who are eliminated due to Abuse of Horse or Dangerous Riding will not be permitted to continue in the competition.

Competitors who have been eliminated in a test for other reasons shall be permitted to participate in the subsequent test(s) with the following provisions which must take place before the competitor starts the next test:

1. The competitor who has been eliminated due to being unseated (fall of any type) must be examined by designated medical personnel and receive medical clearance and must fill out the



CANADIAN PONY CLUB

WESTERN ONTARIO REGION

REGIONAL D RALLY RULES

2024

Loyalty

Character

Sportsmanship

Acceptance of Risk form found at the end of these rules. The competitor and coach/trainer AND parent must sign the acceptance of risk form. If the coach/trainer AND parent is not available to sign the form, the competitor may not continue.

2. The competitor who has been eliminated by something other than a fall must receive permission of the Ground Jury, the Technical Delegate, and the Organizer in order to continue.
3. If there is not sufficient time for these conditions to be met before the eliminated competitor's scheduled start time or a later start time as arranged with the organizers in the next test, the competitor may not continue.

Competitors who have been eliminated will be subject to the penalties outlined below under SCORING.

Competitors who have been eliminated in a test for any reason and are permitted to start the subsequent test must retire and leave the course upon the first refusal.

Competitors who have been eliminated, disqualified, or retired from the stadium or cross country course for any reason whatsoever, shall leave the course **at a walk** and shall take every precaution to avoid disturbing other competitors. **They shall not jump any further obstacles.** Failure to immediately leave the course following elimination or disqualification shall be classed as dangerous riding and may be subject to disciplinary action including suspension of membership and reporting to the OEF and/or Equestrian Canada.

AUTHORIZED AND UNAUTHORIZED ASSISTANCE

Except where specifically permitted in these rules, no one (other than Captains, Branch Designated Coaches and Grooms) may coach riders or accompany the riders during the execution of or preparation for any of the phases of the competition. Unauthorized assistance means any action by another party whether solicited or not, aimed at helping the rider or horse. Penalty for unauthorized assistance is ELIMINATION.

Within the designated trailer area, parents or other adults are restricted from helping with preparations of any kind including cleaning the trailer area, giving advice, tacking up, and cleaning tack, etc. Parents and other adults should not be involved in such tasks except if safety is an issue. Parents should NOT be in the trailer area unless a safety concern arises or they are assisting with loading/unloading horses. If competitors need to speak to a parent, they are to go to a club/RC designated parent area (ideally located within sight of the trailer area but separate from the horses/trailer).

One designated coach per branch or RC will be allowed to accompany the riders during the official course walks for both Stadium Jumping and Cross Country and to help riders in the designated warm-up areas.



CANADIAN PONY CLUB

WESTERN ONTARIO REGION

REGIONAL D RALLY RULES

2024

Loyalty

Character

Sportsmanship

Coaches must be identified on the entry form and will be required to wear identification such as a number. More than one coach from the same branch, even if both are designated coaches, who are helping the same group of riders at the same time will be treated as unauthorized assistance.

Let common sense be your guide, but when in doubt ask the Rally Chair or a member of the Ground Jury. The intent of the unauthorized assistance rule is to ensure competitors and their captains and grooms are responsible for their actions during the competition without the interference of parents etc. The older the competitor the less tolerant the Ground Jury will be of assistance.

The coaching restrictions are not intended to prevent ordinary conversations between a rider and their parent or other adults. Such conversations will not be treated as unauthorized assistance unless there is evidence that coaching was being done.

EXAMPLES OF UNAUTHORIZED ASSISTANCE

- Having anyone give directions in any manner to a rider on course, whether to rectify an error of course or not.
- Receiving direct aid (including verbal) to get a horse over an obstacle, "clucking" or coaching "more leg", "pick up your speed", "use your crop".
- Being followed, preceded, or accompanied by any person or vehicle not in the competition.
- Receiving aid from another competitor or official by following them closely to "get a lead" over obstacles or get directions.
- A parent grooming or cleaning dirt from a mount, rider, or tack
- A parent tacking up when the rider, captain or helper is capable
- A parent going on the official course walk unless they are also a designated branch coach.
- Anyone other than captains, helpers, or one designated coach per branch coaching in warm-up.

EXAMPLES OF AUTHORIZED ASSISTANCE

- Loading or unloading horse trailers.
- Adjusting girths or checking tack for safety, anytime, anywhere.
- Assisting riders to mount or dismount including holding a horse or giving a leg up.
- Assisting a rider with an uncooperative horse when safety is an issue.
- Arrive at Rally and discover something important was forgotten? Ask the Rally Announcer to solicit on your behalf, often extras are around.



CANADIAN PONY CLUB

WESTERN ONTARIO REGION

REGIONAL D RALLY RULES

2024

Loyalty

Character

Sportsmanship

- Ask your child if everything is going well and do they have a helper? Inform your club representative if plans have broken down. Rally Rep's or Captains can seek assistance through the Rally Committee.
- Cheering a competitor on is encouraged but without directions or coaching "Come on, try again" is fine BUT "Come on, try again, more to the right" is coaching and thus is unauthorized assistance.
- Holding a horse while a competitor uses the washroom.
- Holding a horse while a competitor walks the stadium course.
- Holding or walking a horse for an ill or injured competitor until a captain or groom can assist.
- Handing a competitor food or drink.
- Assisting a rider to put on a safety vest or raincoat.
- Handing a competitor their glasses, helmet, whip, or lost tack whether they are mounted or unmounted, on or off course. If a helmet becomes dislodged, a rider MUST immediately pull up and dismount in order to place it securely back on.
- Catching a loose horse and returning it to the rider.
- Assistance to an injured or ill competitor or mount. Please inform a member of the Ground Jury prior to complaints being filed.
- Anyone can walk a course, with anyone, at any time, except on the official course walk or when a competitor is riding on the course.

DRESSAGE TESTS

Dressage Tests will be announced in the Annual Rally Entry Package.

STADIUM AND CROSS COUNTRY SPEEDS, DISTANCES AND JUMP DIMENSIONS

D & D Open to be Derby style. Wherever possible the D & D Open course is to be set up in a fenced in area. Suggestion of putting some "log type fences" in the stadium course. Course to consist of up to 3 cross rails, up to 3 log type fences and up to 4 Compulsory Markers. Total obstacles not to exceed 10.

Cross Country and Stadium Speeds D2 and higher, refer to National Rally rules.



CANADIAN PONY CLUB

WESTERN ONTARIO REGION

REGIONAL D RALLY RULES

2024

Loyalty

Character

Sportsmanship

Item	D1 & D1 Open	
Cross Country Speed (meters/min)	N/A	
Max. Cross Country Distance (meters)	1200	
Number of Cross-Country Obstacles	6-10	
Number of Stadium Jumping Obstacles	6-10	
Stadium Jumping Distance (meters)	200-500	
Stadium Jumping Speed (meters/min)	250	
Jump Maximums	• Height or Drop	2' (0.61m)
	• Top Width	2' (0.61m)
	• Bottom Width	2'3" (0.76m)

JUMPING COURSES

See above * SPEEDS, DISTANCES AND JUMP DIMENSIONS *

Each competitor MUST wait for a signal (usually a whistle) before beginning the course on penalty of ELIMINATION. The judge shall have the right to STOP any competitor whom she/he feels is riding or jumping in an UNSAFE manner.

DESCRIPTION OF CROSS-COUNTRY COURSES

See above * SPEEDS, DISTANCES AND JUMP DIMENSIONS *

Refer to National Rally Rules for types of fences allowed.

WALKING STADIUM AND CROSS COUNTRY COURSES, POSTING MAPS

Each competitor will be allowed an opportunity to walk the course prior to riding. **Course walk leaders may be provided by the Rally Committee** if requested.

Only Captains, grooms, and one designated coach per team may walk the course with competitors during the official course walk, no other coaches or parents are allowed.

Parents, coaches, competitors, and others may walk the course at any time other than the official course walk if accompanied by competitors.

The Rally Committee shall endeavor to have all the courses flagged and a map posted by early evening on the day prior to the competition. However, due to possible changes all competitors MUST ensure they check the course map within one hour of their competition start.



CANADIAN PONY CLUB

WESTERN ONTARIO REGION

REGIONAL D RALLY RULES

2024

Loyalty

Character

Sportsmanship

Course maps shall be centrally posted area no later than one hour prior to the start of the first official course walk for each division. Map - refer to National Rally rules and these rules for lower levels.

Cross country course maps will be included with the club packet and may be sent out ahead of time.

Stadium course maps may be posted only.

SCORING

All scoring is done by penalty points. Where judges' award positive marks, these will be deducted from the maximum possible to arrive at the penalty points.

As per National Rally rules (Sec 14.4) a competitor who has been eliminated may continue to compete hors concours provided that for the test in which he or she is eliminated, he or she shall be deemed to have incurred the following penalties:

Dressage: 150 penalty points

Stadium: 100 penalty points

Cross Country: 125 penalty points

Stable Management: 200 penalty points

Any elimination will result in additional penalties for Overall Team Score only. The rider will have been deemed to be eliminated from the riding portion.

When a rider does not attempt any phase for any reason ("scratches"), they may not be awarded individual ribbon in that phase or overall. Teams which have fewer than the minimum number of riders attempt each phase may not be awarded a ribbon in that phase or overall.

Riders who have been eliminated will not be awarded an individual ribbon in that phase or overall ahead of a competitor who was not eliminated.

The same restriction applies to a team which is eliminated.

LATE PENALTIES

Rally will assess a "Late Penalty" of 25 penalty points for reporting late to turnout, tack check, vet inspection or to any mounted phase at the scheduled time or, in the rescheduled order providing ample warning of the rescheduled times were given. Failure to report at all will be ELIMINATION.

Any rider ATTEMPTING to begin any phase by trying to enter a ring or start box without first passing the tack check will be stopped and assessed 25 penalty points. They may be started only after reporting to tack check and if time permits. The next rider, only if ready, will be started as soon as possible to stay on schedule. In the dressage phase a rider will have been deemed to have tried to start



CANADIAN PONY CLUB

WESTERN ONTARIO REGION

REGIONAL D RALLY RULES

2024

Loyalty

Character

Sportsmanship

once they begin their walk around of the ring (inside or outside). Failure to make any tack changes requested by the tack steward will result in ELIMINATION.

Officials should, as a matter of courtesy only, after a competitor has missed their scheduled time for any inspection or phase, try to contact the competitor to reschedule a later time. A convenient time may not be available. A rider may appeal to the Ground Jury to have the late penalty waived due to unavoidable circumstances examples illness, injury, trailer, or vehicle mechanical breakdown.

DRESSAGE SCORING

See National Rally rules.

STADIUM JUMPING SCORING

Refer to National Rally rules.

CROSS COUNTRY SCORING

Refer to National Rally rules

TIME PENALTY SCORING

CROSS COUNTRY RIDING PENALTY POINTS

OTHER PENALTIES

The Judges or Ground Jury may at their discretion assess penalty points for unsuitable behavior or other infractions. These penalties may be applied to the overall score only or to both the overall score and the score for separate phases.

TIES

INDIVIDUAL FINAL CLASSIFICATIONS

Refer to National Rally rules.



CANADIAN PONY CLUB

WESTERN ONTARIO REGION

REGIONAL D RALLY RULES

2024

Loyalty

Character

Sportsmanship

SCORING OF UNMOUNTED COMPETITION

Positive points will be accumulated by teams in the following categories:

Trailer, tack and area	30 points possible
Turn-out	20 points possible
Cool out	20 points possible
Time Management/Overall	10 points possible
Club volunteer participation	20 points possible
TOTAL:	100 possible points

Trailer, tack & area: Teams will be evaluated on cleanliness, function, safety, and care of the horse.

TURN OUT: *Ponies & riders will be scored on turn out using the 2022 rubric posted on the WOR website. The club's turn out score will consist of a fractioned score of all mounted competitors from that club.*

TACK CHECK: Ponies & riders are expected to be presented on time and complete to mandatory tack check prior to each phase of the event. Full marks are awarded for being complete and on time. If incomplete or late, the team's points are adjusted proportionally.

COOL OUT: Teams will be evaluated on their cooling out and care of their horse/pony after the cross-country phase of the event. This will include the mandatory vet check and will be assessed according to the rubric to be posted on the WOR website. See rubric posted on WOR website under DOWNLOADS (for further reference, see USPC D Manual, pp. 162-168).

TIME MANAGEMENT/OVERALL: Teams will be evaluated based on organization, positive and constructive teamwork, respect of officials/volunteers/other competitors, team members wearing proper attire (footwear, bibs).

CLUB VOLUNTEER PARTICIPATION: Full points are awarded to the club whose (i) registration forms & payment are submitted complete and on time, and (ii) parent/adult volunteers attend conscientiously to their assigned responsibilities on the day of the event, including any officials meeting such as jump judge orientation. If a volunteer must be late or is unable to attend for any reason, the club may send a substitute volunteer at no penalty. If the volunteer position cannot be filled by the team/club, the points awarded to the team will be adjusted proportionally. Clubs are encouraged to provide adequate training and information **PRIOR TO** the event to each volunteer and/or volunteer role.



CANADIAN PONY CLUB

WESTERN ONTARIO REGION

REGIONAL D RALLY RULES

2024

Loyalty

Character

Sportsmanship

PRESENTATIONS

MOUNTED COMPETITION

*Ribbons 1st to 5th place OVERALL (Riding and Rider Coolout/Turnout/Tack Check portion scores combined) in each of the following categories:

- Overall for D riders
- Overall for D open riders
- Overall for D1 riders
- Overall for D1 open riders
- Overall for D2 rider
- Overall for D2 open riders
- Overall C Rider Entry
- Overall C1 + Rider Pre-Training
- Overall C2 + Rider Training

(NOTE: D/D open, D1 and D1 open jumping courses are NOT TIMED for purposes of placing Competitors. These Novice levels are timed for educational purposes only and the time on course does not contribute to their final score. Clear round awards may be presented for the Derby Round.)

ADDITIONAL AWARDS:

HIGH POINT DRESSAGE TROPHY: Presented annually to D Rally rider who achieves the highest percentage mark of the Dressage phase (before conversion to Penalty Points).

BEST PERFORMANCE STADIUM AND CROSS-COUNTRY ROUNDS TROPHY: Presented annually to the rider who posts the best SJ and XC rounds, as determined by number of faults, and in the case of multiple clear rounds, the time CLOSEST to Optimal Time.

UNMOUNTED COMPETITION

TOP CAPTAINS AWARD: Presented annually to the Captain with the highest total score in the Tack Area, Trailer, Coolout and Time Management categories.

BEST GROOM TEAM AWARD: Presented annually to the Groom Team with the highest total score in Tack Area, Trailer & Turnout categories.

Ribbons to 5th place Captain/Groom Team (Stable Management only).



CANADIAN PONY CLUB

WESTERN ONTARIO REGION

REGIONAL D RALLY RULES

2024

Loyalty

Character

Sportsmanship

OVERALL TEAM AWARD

BEST OVERALL TEAM TROPHY: (Team Horsemanship Perpetual Trophy presented by High Point Awards) presented to team(s) with the highest point total for the day (combined rider scores and team horsemanship).

Ribbons to 5th place teams.

NOTE: In the event of a tie, the score will stand however, judges will look for an outstanding feature that will allow ribbons to be given out as ordered.

COLOUR PARADE

Weather & time permitting there *may* be a Colour Parade prior to the presentation of awards. Each branch should have its flag and mascot. Riders may be either in full hunting dress or in their cross-country uniforms. The "Colour Parade" shall be done at a WALK only and shall be inside the stadium area. Helpers may assist to hold mounts if required for safety. Presentations may take place in conjunction with the Colour Parade or later if scores have not been finalized.

POINTS FOR ANNUAL REGIONAL AWARD

A total of 90 points will be awarded towards the annual Regional award.

These points shall be awarded as follows:

- *10 points for first place*
- *8 points for second place*
- *6 points for third place*
- *4 points for fourth place*
- *2 points for fifth place*

Points shall be awarded for overall individual placing *in D, D1, & D2 divisions* only. Only ONE member (the highest placing) of each branch shall be considered in each division. The other members of that branch will be disregarded. *Neither results of Open divisions, nor results of Team Horsemanship competition shall be counted toward the Annual Regional Award.* Anyone allowed by the Rally Committee to compete on an alternate date is only eligible for ribbons on the day he competes, not Regional points.



CANADIAN PONY CLUB

WESTERN ONTARIO REGION

REGIONAL D RALLY RULES

2024

Loyalty

Character

Sportsmanship

GENERAL INFORMATION (TIPS)

The following tips have been supplied by various branches but are not part of the formal rules.

All tack should be checked thoroughly for broken stitching, dryness, splits, cracks, missing parts, or dirt well before the day of Rally.

Have horses reshod about 2 weeks before the Rally. Earlier and they may develop loose shoes, later they may have sore feet at the Rally.

Any medication to be given to a horse will require a veterinarian's certificate. Make sure you have it. Branch flags and mascots should be brought for the colour parade.

A Coggins test within the past 6 months is desirable and at some locations may be required for admission. Currently, Caledon Riding & Hunt Club does NOT require a Coggins test.

Bring comfortable footwear for walking cross country courses. The D2 and above courses take about 30 minutes to walk. Avoid blisters. Plan ahead.

Remember some mounts prefer only water brought from their stable.

An old shower curtain makes a great rain cover for horses.

Quick fix for a wrinkled, dirty riding jacket - brush off worst of the dirt, put jacket in a clothes drier set on low heat, add a damp beach towel and toss for 20 minutes.

Most of the changes in Rally Rules have come directly from Pony Clubbers' requests. Your input is important!

Parents, please remember this is a chance for riders to learn confidence and independence, and to work as a team with other Pony Clubbers.

ATTACHMENT 1 – FIGURE 1 - PERMITTED BITS FOR TURNOUT AND DRESSAGE

- 1 - Loose ring snaffle with double jointed mouthpiece
- 2 - Loose ring snaffle with single jointed mouthpiece
- 3 – D-Ring snaffle (Racing snaffle)
- 4 - Egg-butt snaffle
- 4a- Egg-butt snaffle with cheeks
- 4b- Egg-butt snaffle without cheeks
- 5 - All other types of snaffles with cheeks



CANADIAN PONY CLUB

WESTERN ONTARIO REGION

REGIONAL D RALLY RULES

2024

Loyalty

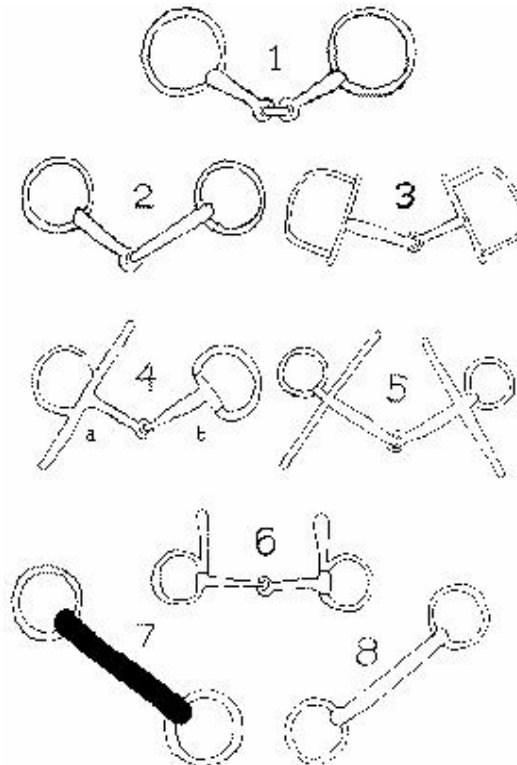
Character

Sportsmanship

- 6 - Snaffle with upper cheeks only
- 7 - Rubber snaffle unjointed
- 8 - Unjointed snaffle
- 9 - French link snaffle (not shown)
- 10- D-Ring jointed rubber mouth snaffle (not shown)
- 11- Fulmer and half-moon snaffles (not shown)
- 12- Any combination of the above
- 13- Elevator bit only with reins on top ring (not shown)
- 14- Smooth rubber bit guards are permitted (not shown)
- 15- Keepers are required on full cheek snaffles (not shown)

NOT PERMITTED BITS

Wire, twisted, triangular, gag or Dr. Bristol snaffles, over-checks (anti grazing device), hackamores. Martingales of any type are not allowed.





CANADIAN PONY CLUB

WESTERN ONTARIO REGION

REGIONAL D RALLY RULES

2024

Loyalty

Character

Sportsmanship

ATTACHMENT 1- FIGURE 2 – PERMITTED BRIDLES FOR TURNOUT AND DRESSAGE

Cavesson Noseband



Dropped Noseband



Figure 8/Mexican Noseband



Flash Noseband





CANADIAN PONY CLUB

WESTERN ONTARIO REGION

REGIONAL D RALLY RULES

2024

Loyalty

Character

Sportsmanship

ATTACHMENT 2 – DIRECTIONS FOR CROSS COUNTRY JUDGES

To record the number of any rider who passes their station. DO NOT list the numbers in the order of go from the timetable before the rider has actually passed. Competitors may go out of order or pass others on course.

To record any faults incurred by competitors at obstacles or to record that the rider passed without faults "clear". If in doubt, make detailed notes with a rough sketch and hand in with score sheets.

Faults should be recorded by marking an "R" for each disobedience (refusal, circle, or run-out) and an "F" for a fall of the rider or the horse at the obstacle.

To note whether competitors pass on the correct side of any boundary or turning flags. The competitor must always pass with the red flag on the rider's right side and the white flag on their left side. Riders must always pass flags, whether part of an obstacle or not, while mounted.

The judge should be positioned where he/she can see all of the approach side of the fence and have a good view of the rider as they leave the landing side but should not be in a position where they may be partially hidden and cause a horse to shy. The judge should be visible to both the horse and rider as they approach the jump.

To ensure that any competitor in difficulty at an obstacle clears the way for following riders. If a rider does not clear the way and interferes in any way with the following rider(s), make a note on your score sheet. Interference with following riders may result in ELIMINATION.

To take emergency action in the event of an accident at their fence. This includes calling for help (vet, doctor, repair gang etc.) by the method arranged by the Rally officials. If the jump is impassable, the judge must also stop oncoming riders as far from the jump as possible, recording as best they can the time each rider was stopped and the place where they started to pull up. When the fence is clear, the judge shall restart each rider at the point where they pulled up a reasonable interval and record each restart time to the nearest second.

Faults (refusals, run-out, circling, and falls) will be penalized only if, in the opinion of the judge concerned, they are connected with the negotiation or attempted negotiation of one of the numbered/lettered obstacles for the division in progress.

To inform riders that they must leave the course and not jump any further obstacles if the rider has 3 disobediences at their fence, or if either the rider or the horse falls as a result of attempting to jump the obstacle.

To inform riders that they must leave the course and not jump any further obstacles if asked to do so by the Ground Jury via the radio controller.

To inform the Ground Jury via the radio controller or as otherwise arranged as to any disobediences or falls.



CANADIAN PONY CLUB

WESTERN ONTARIO REGION

REGIONAL D RALLY RULES

2024

Loyalty

Character

Sportsmanship

REFUSAL

At obstacles or elements with height (exceeding 30 cm) a horse is considered to have refused if it stops in front of the obstacle or element to be jumped. After a refusal, if the competitor redoubles or changes his efforts without success, or if the horse is re-presented at the obstacle after stepping back and stops again this is a second refusal and so on. **NOTE: This will apply for all D Rally jumps except in VERY unusual cases.**

At all other obstacles or elements, a horse is considered to have refused if it stops in front of the obstacle or element to be jumped. A stop followed immediately by a standing jump is not penalized, but if the halt is sustained or in any way prolonged, this constitutes a refusal. The horse may step sideways but if he steps back even with one foot this is a refusal. If the horse hesitates but the forward motion is maintained, it is not considered a refusal. After a refusal, if the competitor redoubles or changes his efforts without success, or if the horse is re-presented at the obstacle after stepping back and stops again this is a second refusal and so on.

RUN-OUT

A horse is considered to have run-out if having been presented at the element or obstacle, it avoids that element or obstacle in such a way that it has to be re-presented at it. A rider is permitted to change his mind as to where he jumps an obstacle or element at any time, without penalty, including as a result of a mistake at a previous obstacle or element. If, however, the horse avoids part of the obstacle at which it was presented, this is considered a run-out.

CIRCLE

At a single obstacle, a horse is considered to have circled if, while attempting to negotiate the obstacle, it crosses its original track before successfully negotiating the obstacle.

At an obstacle composed of several elements, a horse is considered to have circled if before, during or after the negotiation of the obstacle, it completes the circle by crossing the track that it made before it jumped the last element of the obstacle.

After refusal, run-out or circle or fall, a competitor is not further penalized if he crosses his original track to make another attempt nor if he circles one or more times preparing for another attempt.



CANADIAN PONY CLUB

WESTERN ONTARIO REGION

REGIONAL D RALLY RULES

2024

Loyalty

Character

Sportsmanship

CROSS COUNTRY OBSTACLES AND FAULTS

(2024 RULES OF EQUESTRIAN CANADA SECTION D ANNEX 5)

Diagram nr 1 (0 penalties)

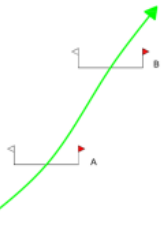


Diagram nr 2 (0 penalties)

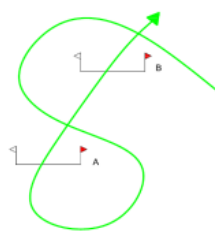


Diagram nr 7 (20 penalties)

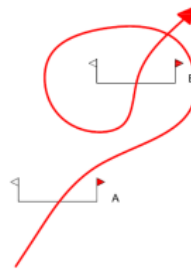


Diagram nr 8 (20 penalties)

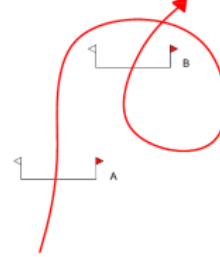


Diagram nr 3 (0 penalties)

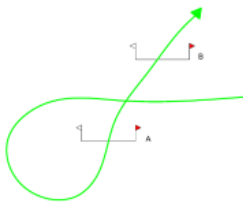


Diagram nr 4 (0 penalties if not presented at B)

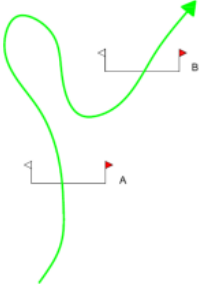


Diagram nr 9 (20 penalties)

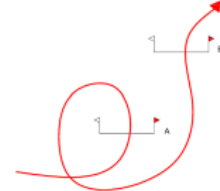


Diagram nr 10 (20 penalties)

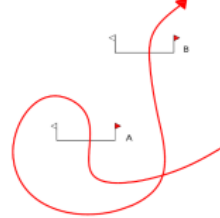


Diagram nr 5 (0 penalties)

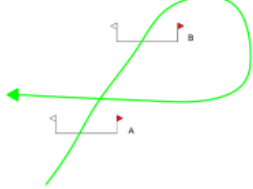


Diagram nr 6 (20 penalties)

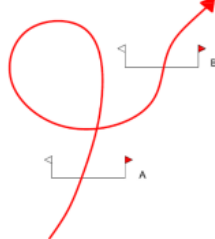


Diagram nr 11 (0 penalties)

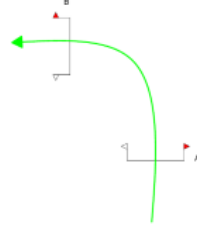
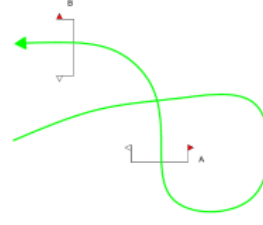


Diagram nr 12 (0 penalties)





CANADIAN PONY CLUB

WESTERN ONTARIO REGION

REGIONAL D RALLY RULES

2024

Loyalty

Character

Sportsmanship

Diagram nr 13 (0 penalties)

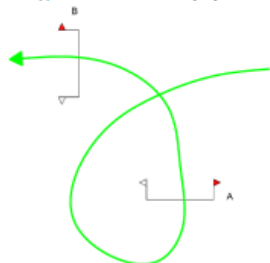


Diagram nr 14 (0 penalties)

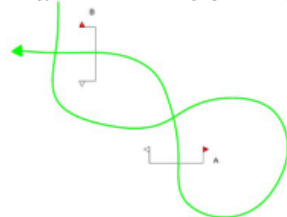


Diagram nr 19 (0 penalties)

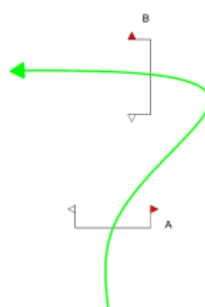


Diagram nr 20 (0 penalties)

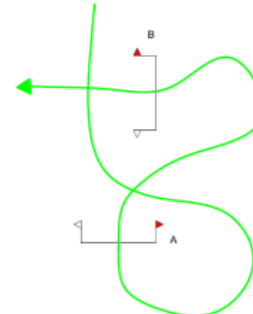


Diagram nr 15 (20 penalties)

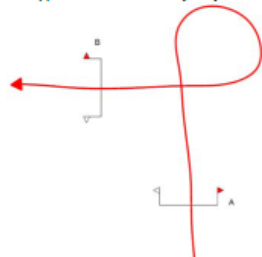


Diagram nr 16 (20 penalties)

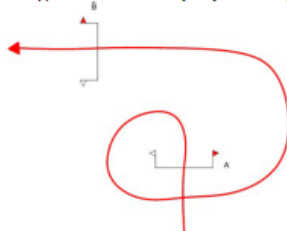


Diagram nr 21 (0 penalties)

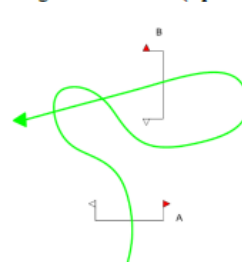


Diagram nr 22 (0 penalties)

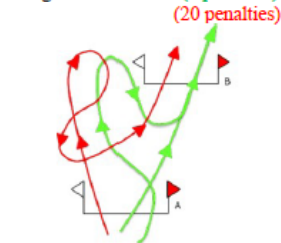


Diagram nr 17 (20 penalties)

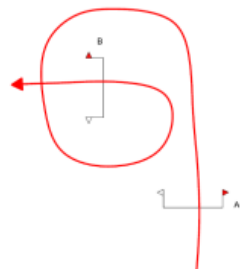


Diagram nr 18 (20 penalties)

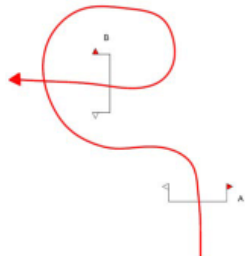


Diagram nr 23 (20 penalties)

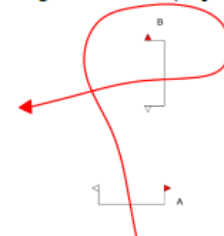
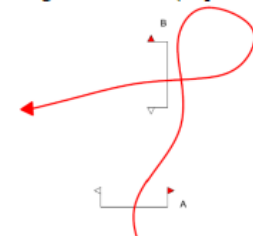


Diagram nr 24 (20 penalties)





CANADIAN PONY CLUB

WESTERN ONTARIO REGION

REGIONAL D RALLY RULES

2024

Loyalty

Character

Sportsmanship

Diagram nr 25 (20 penalties)

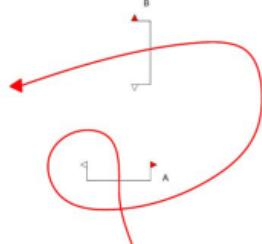


Diagram nr 26 (20 penalties)

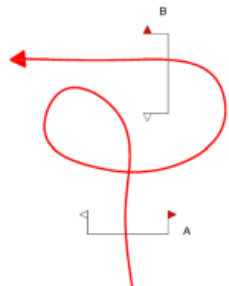


Diagram nr 28 (20 penalties)

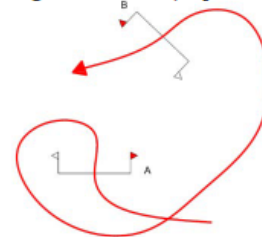


Diagram nr 30 (0 penalties)

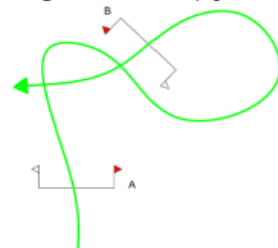
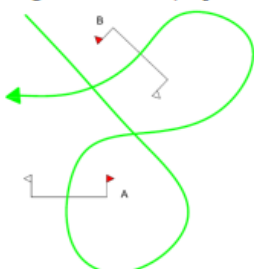


Diagram nr 31 (20 penalties)





CANADIAN PONY CLUB

WESTERN ONTARIO REGION

REGIONAL D RALLY RULES

2024

Loyalty

Character

Sportsmanship

FALLS

A competitor is considered to have fallen when he is separated from the horse as to necessitate remounting or vaulting into the saddle.

A horse is considered to have fallen when at the same time, both the shoulder and quarters have touched either the ground or the obstacle and the ground. A competitor who has fallen and is therefore eliminated, may not remount and must immediately retire and leave the course. **No exceptions.**

JUDGING AT MULTIPLE OBSTACLES

At an obstacle composed of several elements, a competitor may refuse, run-out and/or circle only twice in all without incurring elimination. If he refuses, runs out or circles at any element, he is permitted to retake any element already jumped, although he is liable to be penalized for any fault even if he has previously jumped an element successfully. If after a refusal, run-out or circle, he wishes to pass through flags in the wrong direction in order to retake an element, he may do so without penalty.

JUDGING AT COMBINATION OBSTACLES

Where two or more obstacles are sited together but are designed as separate problems and numbered accordingly, a competitor may refuse twice at each obstacle without elimination but he may not under penalty of elimination, retake any obstacles which he has already jumped.

UNAUTHORIZED ASSISTANCE

Outside assistance is forbidden under penalty of elimination. Any intervention by a third party, whether solicited or not, with the object of facilitating the task of the rider or helping the horse, is considered illegal assistance. The obstacle judge should report any such occurrences, with detailed explanation to the TD or to a member of the Ground Jury. It is forbidden for a jump judge or official to call back or assist a competitor by directions to rectify a course error.

EXAMPLES OF UNAUTHORIZED ASSISTANCE:

- Having anyone give directions in any manner to a rider on course, whether to rectify an error of course or not.
- Receiving direct aid (including verbal) to get a horse over an obstacle. "clucking" or coaching "more leg", "pick up your speed", "use your crop".
- Being followed, preceded or accompanied by any person or vehicle not in the competition.



CANADIAN PONY CLUB

WESTERN ONTARIO REGION

REGIONAL D RALLY RULES

2024

Loyalty

Character

Sportsmanship

- Receiving aid from another competitor or official by following them closely to "get a lead" over obstacles or get directions.
- Cheering a competitor on is encouraged but without directions ie. "Come on, try again" is fine BUT "Come on try again, more to the right" is unauthorized assistance.

PERMITTED ASSISTANCE

After a fall or if the competitor dismounts, they may be assisted to catch the horse, to remount or be handed or make adjustment to any part of the saddlery or equipment while they are dismounted or after they have remounted. NOTE: if assistance is required due to a rider fall, the rider MUST be cleared by the attending medic(s). Whip, headgear or spectacles may be handed to a competitor without dismounting.

STOPPING COMPETITORS ON COURSE:

If an obstacle is obstructed by a competitor in difficulty, or if an obstacle has been dismantled to release a fallen horse or if an obstacle has been broken and is not yet rebuilt, or in any similar circumstances, subsequent competitors must be halted. You may also receive instruction by radio to stop one or more riders.

The judge must position themselves in the path of the oncoming competitor to wave and yell to a rider to stop. Failure to stop is penalized by elimination at the discretion of the Ground Jury. The time during which the competitor was stopped from the moment he passed the stopping point until he repassed that same point after being given the signal to restart must be recorded by the judge. The time delay will be deducted from the rider's total elapsed time by the scorer.

COMPETITOR IN DIFFICULTY

Should a horse be trapped in such a way that it is liable to injure itself or be unable to proceed without assistance, the obstacle judge shall decide if parts of the obstacle shall be dismantled or if any other assistance shall be given to extricate the horse. The competitor is penalized for a refusal and must in any case retake the obstacle. *If the incident results in the rider involuntarily touching the ground, the competitor is deemed to have fallen, resulting in elimination. All such incidents must be reviewed.* The time taken for rebuilding the obstacle till the restarting of the competitor must be recorded. (See competitor stopping above).

DELAYING FINISH

Competitors may NOT circle, weave, serpentine, halt nor proceed at any pace below a trot at any point on the course *in an attempt to delay crossing the finish line of the cross-country course.*



CANADIAN PONY CLUB

WESTERN ONTARIO REGION

REGIONAL D RALLY RULES

2024

Loyalty

Character

Sportsmanship

WHAT TO HAVE ON THE DAY OF RALLY?

FORMS

- Maps of the Cross-Country Course – 1 per competitor, Technical Delegate, Safety Officer, Medic, extra for jump judges.
- Order of Go – Warm Up Volunteers, Safety Officer, TD, Medic, Jump Controller, Timers, Gate volunteers, Tack Check, Turnout Judge
- Schedule – send out at least 4 days prior and have numerous copies day of.
- Team Lists – Stable Management Judges, Scorekeepers, TD, Scorers
- Turn out Score sheet – 1 per rider
- Tack Check – 1 sheet per level per discipline, plus page from CPC – Stable Management Groom Handbook download. Section 3.5 Page 7
- Cool Out Score Sheet – 1 per rider
- Stable Management Score Sheets – 2 per team (1 for each SM judge)
- Dressage Tests – 1 per rider, plus one of each level for Dressage Judge.
- Cross Country Jump Sheets – 1 per jump (can sometimes get 2 jumps/divisions per page)
- Cross Country Control Sheet – 1 per division (2 if there are a lot of competitors)
- Show Jumping Jump Sheet – 1 for each course for judge, one for controller.
- Time Score Sheets – 1 for start/finish judges for XC, 1 for timer for Show Jumping
- CPC Acceptance of Risk Forms – have a few on hand for Safety Officer. Under CPC Downloads-Discipline Rally (see below)
- CPC Incident Forms – have a few on hand for Safety Officer. Under CPC Downloads – Insurance & Risk
- CPC Event Summary Report – 1. Under CPC Downloads – Insurance & Risk
- CPC Incident Witness Report – Under CPC Downloads – Insurance & Risk
- Radio sign out sheet
- CPC Parent Code of Conduct acknowledgement sign off sheet for all volunteers



CANADIAN PONY CLUB

WESTERN ONTARIO REGION

REGIONAL D RALLY RULES

2024

Loyalty

Character

Sportsmanship

RIBBONS

ORDER RIBBONS 1ST-5TH

- Overall for D riders
- Overall for D open riders
- Overall for D1 riders
- Overall for D1 open riders
- Overall for D2 rider
- Overall for D2 Open
- Overall C Rider Entry
- Overall C1 Rider Pre-Training
- Overall C2 Rider Training
- Groom/Captain Team Stable Management

ORDER 1ST -5TH

- Overall Team including Riding & Stable Management

PARTICIPATION RIBBONS FOR GROOMS IN TRAINING



CANADIAN PONY CLUB

WESTERN ONTARIO REGION

REGIONAL D RALLY RULES

2024

Loyalty

Character

Sportsmanship

CANADIAN PONY CLUB ACCEPTANCE OF RISK FORM FOR RALLIES

Competition Name: **Western Ontario Regional Rally** Date: _____

This form must be completed and signed by all competitors who have been eliminated due to being unseated, and who wish to continue the competition under the Pony Club "Worst Score Plus" System.

These competitors must be examined by designated medical personnel and receive medical clearance before being allowed to continue.

In consideration for my continued participation in this Rally:

I AGREE that I voluntarily choose to continue to participate in this Rally.

BY SIGNING BELOW, I AGREE to be bound by all applicable rules. I have been checked by the competition medical personnel.

Rider _____ Signature _____

Parent _____

Signature _____

(Mandatory for all members under 18)

Coach/trainer _____ Signature _____

(Optional)

I confirm that the above-named competitor has medical clearance to continue in the competition.

Medical Officer _____ Signature _____

COMPETITION OFFICIALS' APPROVAL

President of Ground Jury _____ Signature _____

Technical Delegate _____ Signature _____

Please attach this form to the incident report and send to the National Office.